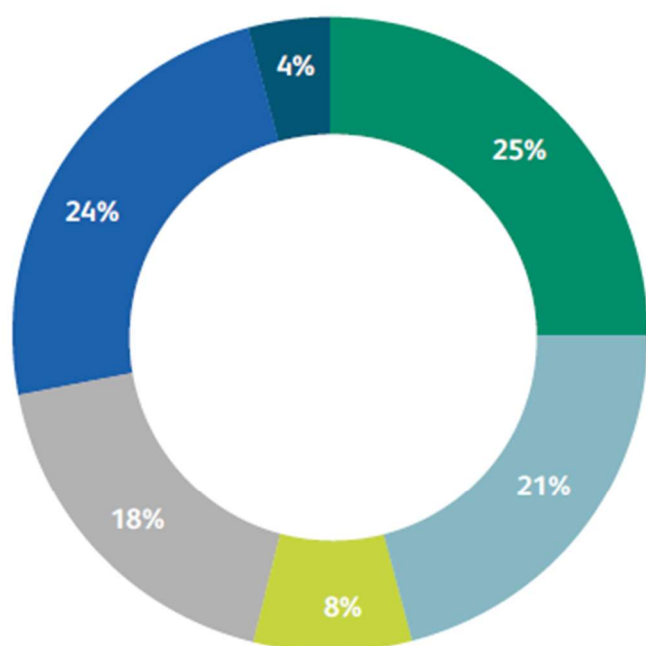


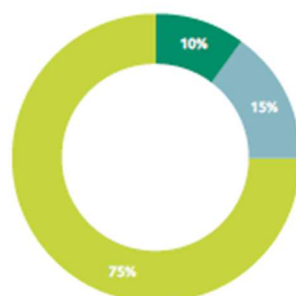
### Investment portfolio by sector



- Cash and other net assets 25% (17%)
- Healthcare (including digital healthcare) 21% (25%)
- Renewable energy 8% (9%)
- FinTech 18% (21%)
- Software & technology 24% (23%)
- Other (including Education) 4% (5%)

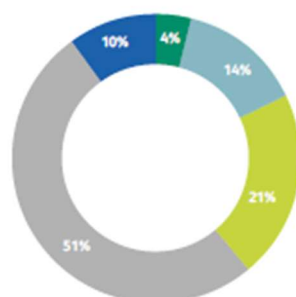
Comparatives for 31 December 2021 are in brackets

### Portfolio analysis by stage of investment



- Early stage (revenue less than £1 million) 10% (8%)
- Growth (revenue between £1 million and £5 million) 15% (22%)
- Scale up (revenue over £5 million) 75% (70%)

### Portfolio analysis by number of employees



- Under 20 4% (3%)
- 21 - 50 14% (24%)
- 51 - 100 21% (13%)
- 101+ 51% (50%)
- Renewable energy\* 10% (10%)

\*Renewable energy companies have no employees