

1) Status of the notification

Final

2) Issuer

Name SOLVAY
Identification number 0403-091-220

3) Reason for the notification

Acquisition or disposal of voting securities or voting rights

4) Notification by

A parent undertaking or a controlling person

5) Persons subject to the notification requirement

Name	Address (for legal entities)
BlackRock, Inc.	50 Hudson Yards, New York, NY, 10001, U.S.A.
BlackRock (Singapore) Limited	20 Anson Road #18-01, Singapore, 79912, Singapore
BlackRock Advisors (UK) Limited	12 Throgmorton Avenue, London, EC2N 2DL, U.K.
BlackRock Advisors, LLC	50 Hudson Yards, New York, NY, 10001, U.S.A.
BlackRock Asset Management Canada Limited	161 Bay Street, Suite 2500, Toronto, Ontario, M5J 2S1, Canada
BlackRock Asset Management Deutschland AG	Lenbachplatz 1 1st Floor, Munich, 80333-MN3, Germany
BlackRock Asset Management North Asia Limited	15/F, 16/F, 17/F Citibank Tower & 17/F ICBC Tower, 3 Garden Road, Central, Hong Kong
BlackRock Financial Management, Inc.	50 Hudson Yards, New York, NY, 10001, U.S.A.
BlackRock Fund Advisors	400 Howard Street, San Francisco, CA, 94105, U.S.A.
BlackRock Institutional Trust Company, National Association	400 Howard Street, San Francisco, CA, 94105, U.S.A.
BlackRock International Limited	Exchange Place One, 1 Semple Street, Edinburgh, EH3 8BL, U.K.
BlackRock Investment Management (Australia) Limited	Level 37 Chifley Tower, 2 Chifley Square, Sydney NSW 2000, Australia
BlackRock Investment Management (UK) Limited	12 Throgmorton Avenue, London, EC2N 2DL, U.K.
BlackRock Investment Management, LLC	1 University Square Drive, Princeton, NJ, 8540, U.S.A.
BlackRock Japan Co., Ltd.	1-8-3 Marunouchi Chiyoda-ku, Trust Tower Main, Tokyo, 100-8217, Japan
Aperio Group, LLC	3 Harbor Dr Suite 204, Sausalito, CA 94965, United States

6) Persons that dispose of voting rights (only to be filled in if art. 7 of the Law applies)

Name	Address (for legal entities)

Please continue entering the information in **part II** concerning the persons referred to in Sections 5 and 6

Part II

7) Date on which the threshold is crossed

28/09/2023 (DD/MM/YYYY)

8) Threshold that is crossed (in %)

5

If the holding has fallen below the lowest threshold, you have the option of not entering any numbers in Section 10

9) Denominator


105,876,416

 Please enter the denominator before filling in the data


10) Notified details

A) Voting rights	Previous notification	After the transaction			
		# of voting rights	# of voting rights		% of voting rights
Holders of voting rights		Linked to securities	Not linked to the securities	Linked to securities	Not linked to the securities
BlackRock, Inc.	0	0		0.00%	
BlackRock (Singapore) Limited	50,784	38,625		0.04%	
BlackRock Advisors (UK) Limited	120,653	414,268		0.39%	
BlackRock Advisors, LLC	172,056	164,592		0.16%	
BlackRock Asset Management Canada Limited	123,022	106,866		0.10%	
BlackRock Asset Management Deutschland AG	112,739	113,432		0.11%	
BlackRock Asset Management North Asia Limited	4,090	4,090		0.00%	
BlackRock Financial Management, Inc.	207,308	200,069		0.19%	
BlackRock Fund Advisors	1,150,111	1,142,613		1.08%	
BlackRock Institutional Trust Company, National Association	1,526,846	1,498,611		1.42%	
BlackRock International Limited	32,407	23,829		0.02%	
BlackRock Investment Management (Australia) Limited	68,135	65,821		0.06%	
BlackRock Investment Management (UK) Limited	465,944	67,062		0.06%	
BlackRock Investment Management, LLC	95,200	95,977		0.09%	
BlackRock Japan Co., Ltd.	208,885	210,686		0.20%	
Aperio Group, LLC	22,152	22,152		0.02%	
Subtotal	4,360,332	4,168,694		3.94%	
TOTAL		4,168,694	0	3.94%	0.00%

-
-
-
-
-
-
-
-
-
-
-
-
-
-
-
-
-
-
-
-
+

 Start with "groups" of holders. Add subtotals with Σ , and then finish with the persons who are "alone".
For groups, start with the ultimate controlling natural person or legal entity.
The totals, subtotals and % will be updated once you have clicked on **<CALCULATE>**.

B) Equivalent financial instruments	After the transaction						
	Holders of equivalent financial instruments	Type of financial instrument	Expiration date	Exercise period or date	# of voting rights that may be acquired if the instrument is exercised	% of voting rights	Settlement
BlackRock Advisors (UK) Limited	Securities Lent			573,297	0.54%	physical	-
BlackRock Asset Management Canada Limited	Securities Lent			30,547	0.03%	physical	-
BlackRock Institutional Trust Company, National Association	Securities Lent			1,900	0.00%	physical	-
BlackRock Investment Management (UK) Limited	Securities Lent			93,255	0.09%	physical	-
BlackRock Investment Management, LLC	Securities Lent			9,399	0.01%	physical	-
BlackRock Japan Co., Ltd.	Securities Lent			27,608	0.03%	physical	-
BlackRock Advisors, LLC	Contract Difference			59,245	0.06%	cash	-
BlackRock Financial Management, Inc.	Contract Difference			124,029	0.12%	cash	-
BlackRock Institutional Trust Company, National Association	Contract Difference			195,236	0.18%	cash	-
BlackRock Investment Management (UK) Limited	Contract Difference			3,145	0.00%	cash	-
BlackRock Investment Management, LLC	Contract Difference			667	0.00%	cash	-
Aperio Group, LLC	Depository Receipt			44	0.00%		+
TOTAL				1,118,372	1.06%		

 The totals will be updated once you have clicked on <CALCULATE>

TOTAL (A & B)	# of voting rights	% of voting rights
	CALCULATE	5,287,066
		4.99%

11) Full chain of controlled undertakings through which the holding is effectively held, if applicable

Please see the full chain of control in "Chain of Control" tab.

12) In case of proxy voting for only one GM

Holder will cease to hold / will hold again 0 voting rights as of (DD/MM/YYYY)


13) Additional information

The disclosure obligation arose due to total holdings in voting rights for BlackRock, Inc. going below 5%.

Done at 12 Throgmorton Avenue, London EC2N 2DL, UK

On 29/09/2023 (DD/MM/YYYY)

Name & capacity Jana Blumenstein, Director

Signature 

11) Full chain of controlled undertakings through which the holding is effectively held, if applicable

Name

BlackRock, Inc.
BlackRock Holdco 2, Inc.
BlackRock Financial Management, Inc.
BlackRock International Holdings, Inc.
BR Jersey International Holdings L.P.
BlackRock (Singapore) Holdco Pte. Ltd.
BlackRock HK Holdco Limited
BlackRock Lux Finco S.a.r.l.
BlackRock Japan Holdings GK
BlackRock Japan Co., Ltd.

BlackRock, Inc.
Trident Merger, LLC
BlackRock Investment Management, LLC

BlackRock, Inc.
BlackRock Holdco 2, Inc.
BlackRock Financial Management, Inc.
BlackRock International Holdings, Inc.
BR Jersey International Holdings L.P.
BlackRock Holdco 3, LLC
BlackRock Cayman 1 LP
BlackRock Cayman West Bay Finco Limited
BlackRock Cayman West Bay IV Limited
BlackRock Group Limited
BlackRock Finance Europe Limited
BlackRock Investment Management (UK) Limited

BlackRock, Inc.
BlackRock Holdco 2, Inc.
BlackRock Financial Management, Inc.
BlackRock International Holdings, Inc.
BR Jersey International Holdings L.P.
BlackRock Australia Holdco Pty. Ltd.
BlackRock Investment Management (Australia) Limited

BlackRock, Inc.
BlackRock Holdco 2, Inc.
BlackRock Financial Management, Inc.
BlackRock International Holdings, Inc.
BR Jersey International Holdings L.P.
BlackRock Holdco 3, LLC
BlackRock Cayman 1 LP
BlackRock Cayman West Bay Finco Limited
BlackRock Cayman West Bay IV Limited
BlackRock Group Limited
BlackRock International Limited

BlackRock, Inc.
BlackRock Holdco 2, Inc.
BlackRock Financial Management, Inc.
BlackRock Holdco 4, LLC
BlackRock Holdco 6, LLC
BlackRock Delaware Holdings Inc.
BlackRock Institutional Trust Company, National Association

BlackRock, Inc.
BlackRock Holdco 2, Inc.
BlackRock Financial Management, Inc.
BlackRock Holdco 4, LLC
BlackRock Holdco 6, LLC
BlackRock Delaware Holdings Inc.
BlackRock Fund Advisors

BlackRock, Inc.
BlackRock Holdco 2, Inc.
BlackRock Financial Management, Inc.

BlackRock, Inc.
BlackRock Holdco 2, Inc.
BlackRock Financial Management, Inc.
BlackRock International Holdings, Inc.
BR Jersey International Holdings L.P.
BlackRock (Singapore) Holdco Pte. Ltd.
BlackRock HK Holdco Limited
BlackRock Asset Management North Asia Limited

BlackRock, Inc.
BlackRock Holdco 2, Inc.
BlackRock Financial Management, Inc.
BlackRock International Holdings, Inc.
BR Jersey International Holdings L.P.
BlackRock Holdco 3, LLC
BlackRock Cayman 1 LP
BlackRock Cayman West Bay Finco Limited
BlackRock Cayman West Bay IV Limited
BlackRock Group Limited
BlackRock Finance Europe Limited
BlackRock (Netherlands) B.V.
BlackRock Asset Management Deutschland AG

BlackRock, Inc.
BlackRock Holdco 2, Inc.
BlackRock Financial Management, Inc.
BlackRock International Holdings, Inc.
BR Jersey International Holdings L.P.
BlackRock Holdco 3, LLC
BlackRock Canada Holdings LP
BlackRock Canada Holdings ULC
BlackRock Asset Management Canada Limited

BlackRock, Inc.
BlackRock Holdco 2, Inc.
BlackRock Financial Management, Inc.
BlackRock Capital Holdings, Inc.
BlackRock Advisors, LLC

BlackRock, Inc.
BlackRock Holdco 2, Inc.
BlackRock Financial Management, Inc.
BlackRock International Holdings, Inc.
BR Jersey International Holdings L.P.
BlackRock Holdco 3, LLC
BlackRock Cayman 1 LP

BlackRock Cayman West Bay Finco Limited
BlackRock Cayman West Bay IV Limited
BlackRock Group Limited
BlackRock Finance Europe Limited
BlackRock Advisors (UK) Limited

BlackRock, Inc.
BlackRock Holdco 2, Inc.
BlackRock Financial Management, Inc.
BlackRock International Holdings, Inc.
BR Jersey International Holdings L.P.
BlackRock (Singapore) Holdco Pte. Ltd.
BlackRock (Singapore) Limited

BlackRock, Inc.
Trident Merger, LLC
BlackRock Investment Management, LLC
Amethyst Intermediate, LLC
Aperio Holdings, LLC
Aperio Group, LLC